


ADSSP Enrollment Process

Step 1: Go to the site <https://onevisionssp.radio-one.com:9251/> , login with your network credentials, select R1CORP as your domain and Login





Sign in

User Name:

Password:


Log on to:

 **Reset Password**
Reset your forgotten password

 **Unlock Account**
Unlock your locked out account

Step 2: Once you login you will get the below popup, select Click Here to go to Enrollment page

Welcome! This portal offers you the power of password self-service!



- Password self-service: Reset password yourself when you forget it! Don't wait for the helpdesk!
- Self-service Account Unlock: Unlock the computer, when you are locked out of it.
- Self-service Directory Update: Update the changes in contact details yourself! And more..

Enroll now to enjoy these benefits! [Click Here](#)

Note: If you don't get the popup prompt about enrollment click on Enrollment Tab

Step 3: Select 3 security questions, provide answers and select enroll

Change Password **Enrollment**

User Registration

The information you provide here will be used to authenticate you when you attempt to reset your password or unlock your account.

Security Questions

Length Specification

- The minimum length of the answer(s) should be 5 characters and maximum allowed is 255 characters
- Please use only letters (a-z), numbers and symbols for answers.

Register Your Security Que & Ans

Que:

Que:

Hide Answer(s)

You should now receive a notification that you have successfully enrolled

You have successfully enrolled! The information you provided will help us verify your identity if you forget your passwords or get locked out of your account.